

# ANNUAL REPORT 2016-2017



**Girls in STEM**  
SCIENCE | TECHNOLOGY | ENGINEERING | MATH

# LETTER FROM WENDY

Girls in STEM was founded in 2014 with the purpose of increasing the number of women entering the workforce in a STEM profession. Starting with 8 high school girls, in just three short years we have grown our program to 101 members and have reached an additional 102 girls in the metro Denver area through our community partnerships and collaborative events.

Each amazing girl we meet is different, from where they live and go to school, to their ethnicity. Each girl has her own story and idea of what her place in the world will look like. Some girls have already decided what they want to be when they grow up, while others are passively gravitating towards what they think they have to be. Girls in STEM strives to introduce ALL girls to inspiring women working in STEM fields to help them understand the possibility and attainability of a career in science, technology, engineering, and math. And, just as important, Girls in STEM works to help girls understand why women are an essential part of the workforce equation.

With only 26% of STEM jobs being held by women (and even smaller percentages when looking closer at engineering and technology fields), we believe it is necessary to encourage girls to seek a STEM career post-secondary education.

With your support, we will continue to empower the next generation of girls to visualize themselves in a STEM career and to understand the value they add to the workforce.

Looking forward to another great year!

**Wendy Merchant, P.E.**  
Executive Director and Founder







# OUR IMPACT IN 2016-2017



**3 YEARS AND  
COUNTING**



**200+ GIRLS  
SERVED**



**101  
REGISTERED  
MEMBERS  
LAST YEAR**

**19%  
HIGH  
SCHOOL  
MEMBERS**

**81%  
MIDDLE  
SCHOOL  
MEMBERS**



**61 EXPERTS  
INVITED**



**8 FIELD  
TRIPS**



**2600 HRS  
PLANNING  
AND RUNNING  
EVENTS**



**90 HRS OF  
LEARNING**



**25 HRS  
HOURS OF  
INTERESTING  
DISCUSSIONS**

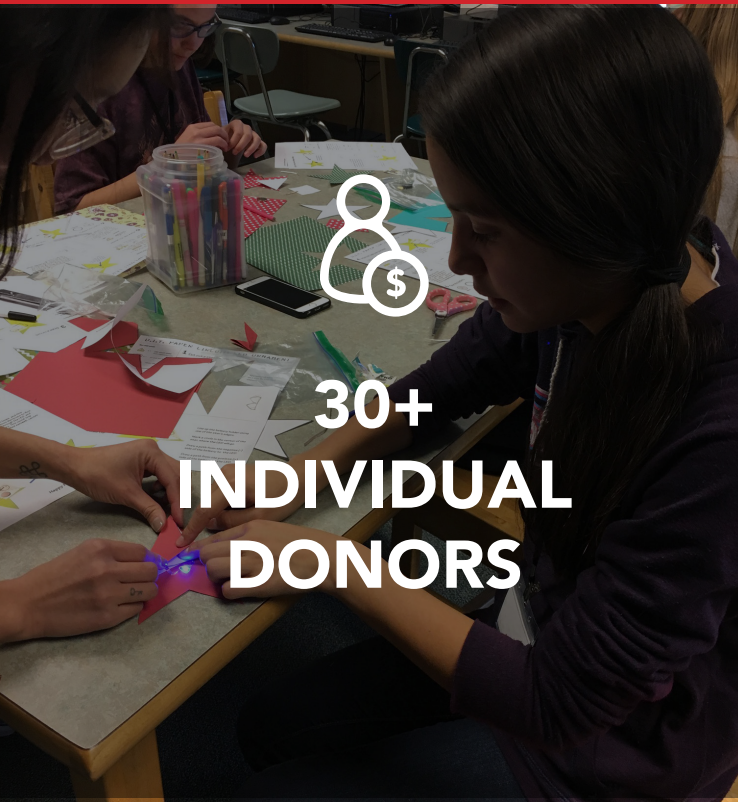


**2 NETWORKING  
EVENTS**



**2 PART-TIME  
EMPLOYEES  
+  
4 STUDENT  
OFFICERS**

**5 BOARD  
MEMBERS  
+  
4 CORE TEAM  
VOLUNTEERS  
+  
4 VOLUNTEERS**



  
**20+  
CORPORATE  
SPONSORS**

  
**20+  
COMMUNITY  
PARTNERS**



# OUR IMPACT



"Even though we are in the XXI century and everything is more modern, there's still not as many women in the fields that we want, and because of that, there is not diverse thinking. Different people have different ways to solve problems, if there were more women in STEM fields, they would bring different points of view. Everyone has different experiences so that would definitely help when you are coming up with the solution to any sort of problem or project.

The environment in the activities organized by Girls in STEM is very professional... and very friendly. Because we do have to talk to people that are in their own business environment, so we do have that stan-

dard of professionalism, but then, on the other hand, we have a good time, because there's always hands-on activities, where we are brainstorming. It's a group-friendly environment. Every time that I go to an event, I usually end up meeting a lot of new people that are my age, which is great. I like to talk to them and find out what are they interested in and learn from that. In Girls in STEM you have more freedom, you get to do what you want and you're able to go and get experience. You are there to learn and get experience."

**Sravani, 16 years old, senior**  
3 years participating  
with Girls in STEM

**"Different people have different ways to solve problems, if there were more women in STEM fields, they would bring different points of view."**



# OUR HISTORY



## 2014

Girls in STEM founded,  
Spring of 2014.

8 high school students.

1st chapter.



## 2015-16

Girls in STEM  
high school chapter.

Student Officers.

Second chapter  
for middle school.

Founding Board is created.

Girls in STEM incorporated as  
a nonprofit organization and  
granted 501c3 status.



## 2016-17

The high school chapter in-  
creased its program offerings.

New members from a handful  
of surrounding high schools.

3 chapters for middle school,  
total of 4 chapters.

Partnerships with DPS Career-  
Connect Program, CTE program  
at Cherry Creek School Dis-  
trict, Support to the Girls Only  
Engineering Club at Northglenn  
High School.

Formal Board of Directors was  
established with 5 members.



## 2017-18

Girls in STEM is entering the  
2017-18 school year strong  
with additional and exciting  
program offerings for its 4  
established chapters while  
exploring the opportunity to  
expand to reach more girls in  
the northern Colorado area.

# DONORS, PARTNERS & SUPPORTERS



## Individual Donations

---

Alan Hassebrock  
Anna Fontana  
Anne Goodwin  
Anonymous donation  
Christina Henderson  
David & Lori Fox  
David Burnett  
David Hughes  
David & Crystal Lowry  
Dianne and Don Hunt  
Elizabeth Costigan  
James & Evelyn Rogers  
Jason & Amy Mooney  
Jean Anderson

Jennifer Thomas  
Josie Nusz  
Julie Sarff  
Kalyn Kozloski  
Karen Ramon  
Kimberlee Kucish  
Kristi Steinhilber  
Larry & Pam Hicks  
Melissa Sampson  
Michelle Feavel  
Nicoli Ames  
Paul Bennett  
R&J Merchant  
Richard Vose

Shazana Shahrir  
Sol & Kay Raso  
Stephanie Fancher  
Trish Day  
R&W Merchant





## Foundation/Trust Donations

---

Brunetti Family Charitable Foundation  
Keltner Family Foundation  
Raymond & Jan Patschke Living Trust

## In-Kind Donations

---

Brownstein | Hyatt | Farber | Schreck



## Corporate Sponsors

---

Adolfson & Peterson  
Construction  
Antlers Liquor and Wine Cellar  
Applied Weather  
Associates  
BCER Engineering  
Burns & McDonnell  
Cattlehedging.com, LLC  
Covered Call LLC  
Encore Electric  
Equinox Counseling LLC  
EXL Petroleum  
Fox Design Studios  
GEI Consultants  
Greer's Appliance Center

James & Evelyn Rogers  
JE Dunn Construction  
Mathison Custom  
Builders Inc  
MTECH Mechanical  
Prescription Alternatives  
Schaeffer Energy, LLC  
Steinhilber Consulting  
U.S. Engineering  
ViaSat Inc.



# Partners

## Colorado Universities

---

University of Colorado, Boulder

Colorado State University; Women in Construction

Metro State University

## Colorado K-12 Schools

---

Douglas County

STEM School; High School

STEM School; Middle School

Denver Public Schools

DPS CareerConnect

Cherry Creek School District

High School CTE Program

Campus Middle School

Jeffco Public Schools

North Arvada Middle School

Adams 12 Five Star Schools

Northglenn High School





## Partners

### Nonprofit Organizations

---

Ellevate - Denver, CO

Women in Cable Telecommunications;

WICT - Denver, CO

uCodegirl - Fargo, ND

SWE - CU Boulder Chapter

Keystone Science School - Keystone, CO

Structural Engineers Association of Colorado;

SEAC - Denver, CO

### STEM focused Corporate Companies & Community Businesses

---

Google

ViaSat Inc.

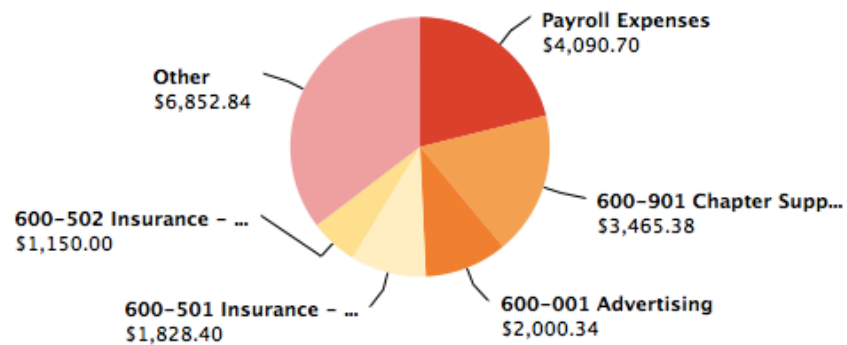
JE Dunn Construction

Burns & McDonnell

Allosource

# FINANCIALS

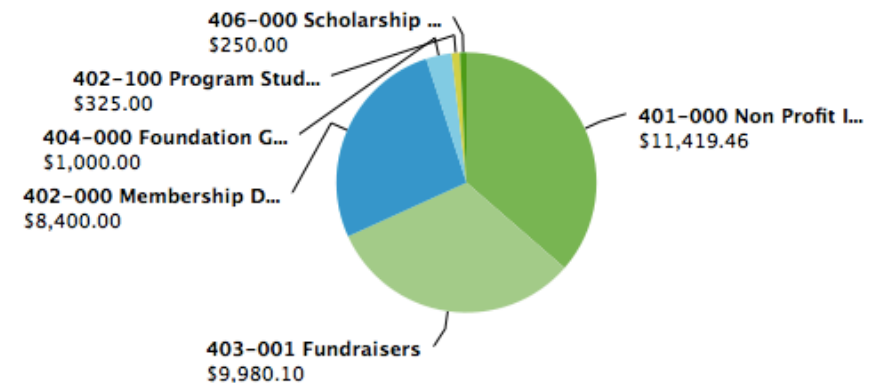
## Expenses by category



%	Category	(\$)Amount
21.10%	Payroll Expenses	4,090.70
17.87%	600-901 Chapter Supplies	3,465.38
10.32%	600-001 Advertising	2,000.34
9.43%	600-501 Insurance - Liability	1,828.40
5.93%	600-502 Insurance - D&O	1,150.00
35.35%	Other	6,852.84

Monday, Jul 31, 2017 10:15:09 PM GMT-06:00 - Cash Basis

## Revenue by category



%	Category	(\$)Amount
36.40%	401-000 Non Profit Income	11,419.46
31.81%	403-001 Fundraisers	9,980.10
26.77%	402-000 Membership Dues	8,400.00
3.19%	404-000 Foundation Grants	1,000.00
1.04%	402-100 Program Student Fees (Nonmember)	325.00
0.80%	406-000 Scholarship Contributions	250.00

Monday, Jul 31, 2017 10:14:35 PM GMT-06:00 - Cash Basis



# Statement of financial position

## As of July 31, 2017

	TOTAL
ASSETS	
Current Assets	
Bank Accounts	
100-001 Girls in STEM (XXXXXX 8186)	17,004.76
100-002 Savings	250.00
100-201 Restricted Funds	116.89
<b>Total Bank Accounts</b>	<b>\$17,371.65</b>
Other Current Assets	
Payroll Refunds	23.62
<b>Total Other Current Assets</b>	<b>\$23.62</b>
<b>Total Current Assets</b>	<b>\$17,395.27</b>
Other Assets	
199-000 Exchange	0.00
Total Other Assets	\$0.00
<b>TOTAL ASSETS</b>	<b>\$17,395.27</b>
LIABILITIES AND EQUITY	
Liabilities	
Current Liabilities	
Other Current Liabilities	
200-501 Payroll Liabilities	

200-502 Federal Taxes (941/944)	0.00
200-503 CO Unemployment Tax	0.00
<b>Total 200-501 Payroll Liabilities</b>	<b>\$0.00</b>
Direct Deposit Payable	0.00
<b>Total Other Current Liabilities</b>	<b>\$0.00</b>
<b>Total Current Liabilities</b>	<b>\$0.00</b>
<b>Total Liabilities</b>	<b>\$0.00</b>
Equity	
301-001 Fund Balance	5,408.37
Net Revenue	11,986.90
<b>Total Equity</b>	<b>\$17,395.27</b>
<b>TOTAL LIABILITIES AND EQUITY</b>	<b>\$17,395.27</b>
Friday, Aug 11, 2017 10:28:01 AM GMT-7 - Cash Basis	



# Statement of activity

## August 2016 - July 2017

	TOTAL
Revenue	
401-000 Non Profit Income	
401-001 Board Member Contributions	1,857.85
401-002 General Donations	2,086.61
401-003 Corporate Donations	7,500.00
Total 401-000 Non Profit Income	\$11,444.46
402-000 Membership Dues	8,400.00
402-100 Program Student Fees (Nonmember)	300.00
403-001 Fundraisers	300.00
403-010 Golf Fundraiser	9,680.10
Total 403-001 Fundraisers	\$9,980.10
404-000 Foundation Grants	1,000.00
406-000 Scholarship Contributions	250.00
Total Revenue	\$31,374.56
Cost of Goods Sold	
500-001 T-Shirt Sales	-60.00
500-010 Sweatshirt Sales	-119.17
500-201 Tumbler Sale	-10.00
502-001 Purchases - COS	39.14
Total Cost of Goods Sold	-\$150.03
Gross Profit	\$31,524.59
Expenditures	
600-001 Advertising	2,000.34

600-002 Accounting	612.00
600-100 Bank Charges	1,013.93
600-300 Dues & Subscriptions	720.00
600-400 Gifts	568.97
600-501 Insurance - Liability	1,828.40
600-502 Insurance - D&O	1,150.00
600-504 Insurance - Workers Comp	454.00
600-900 Office Expenses	158.28
600-901 Chapter Supplies	
600-902 Food Supplies	1,336.73
600-903 Other Meeting Supplies	844.65
600-904 Apparel Supplies	1,284.00
Total 600-901 Chapter Supplies	\$3,465.38
601-001 Other General and Admin Expenses	373.49
601-100 Payroll Service Fees	292.85
601-300 Promotional	223.39
601-301 Fundraising Expenses	8.78
601-700 Telephone/Telecommunications	228.00
601-800 Travel	
601-801 Parking	93.75
601-803 Local Transportation	145.00
Total 601-800 Travel	\$238.75
602-100 Website Maintenance	631.41
700-001 Coding Camp	266.89

Payroll Expenses	
800-001 Wages	3,800.00
800-501 Taxes	290.70
Total Payroll Expenses	\$4,090.70
Total Expenditures	\$18,325.56
Net Operating Revenue	\$13,199.03
Other Expenditures	
700-000 Event Costs	1,025.94
700-100 Mocktail Event	
700-101 Event Contributions & Revenue	-250.00
700-110 Event Overhead	307.96
700-111 Event Supplies	116.23
700-112 Event Parking	12.00
Total 700-100 Mocktail Event	\$186.19
Total Other Expenditures	\$1,212.13
Net Other Revenue	-\$1,212.13
Net Revenue	\$11,986.90
Friday, Aug 11, 2017 10:19:58 AM GMT-7 - Cash Basis	





**"We believe that every  
girl should feel a career  
in STEM is attainable."**



**Girls in STEM**  
SCIENCE | TECHNOLOGY | ENGINEERING | MATH